

It is a condition of your insurance policy to confirm that the appropriate lock was in use in the unfortunate event of your bike being stolen. Details are provided in your Policy Wording.

Below are our lock requirements based on the value of your bike. Bikes must be secured through the frame by the appropriate lock.

Bicycles up to and including the value of £1,200

We will accept ANY specifically designed bicycle, motor scooter or motorcycle lock for bicycles up to and including the value of £1200



Approved Lock

Bicycles valued over £1,200 and up to and including the value of £2,000

We will accept ANY specifically designed bicycle, motor scooter or motorcycle lock which has been tested and approved to:

Sold Secure Bronze rating



Bicycles valued over £2,000 and up to and including the value of £5,000

We will accept ANY specifically designed bicycle, motor scooter or motorcycle lock which has been tested and approved to:

Sold Secure Silver rating



Bicycles valued over £5,000 and up to and including the value of £12,500




We will accept ANY specifically designed bicycle, motor scooter or motorcycle lock which has been tested and approved to:

Sold Secure Gold rating



Best Lock Position

Make sure your bike is locked to an immovable object and through the frame of the bike.



Methods

1. Lock the bike frame and wheels together.
2. Securing the quick release front wheel alongside the frame and rear wheel.